



DISCIPLINA SPORTIVA
ASSOCIATA RICONOSCIUTA
DAL CONI

Arsenal Firearms

3° WARM UP

APRIL 04-05-06 2025

Shooting Range Le Tre Piume

Agna (PD)

IPSC LEVEL III

14 STAGES – 268 ROUNDS – 1340 POINTS

MATCH DIRECTOR Eugenio Fasulo





INFO MATCH

Match Director: **By FITDS**

Mobile: **Eugenio Fasulo**

E-mail: **segreteria@fitds.it**

Registrations: **Online Match Registration at: WWW.FITDS.IT MA.RE. Match Registration**

Rules: **FITDS-IPSC Rulebook Last Edition**

Rankings: **Open, Standard, Production, Classic, Revolver, Production Optics, PCC**

Awards: **Absolutes – Category and class**

Ammunition: **Free all types of ammunition by the shooter – Armory on the Shooting Range**

Food and drinks: **At the Shooting Range there are a restaurant and a refreshment stand**

Turns: **Pre Match: Thursday – Main Match: Friday – Saturday - Sunday**

Timing: **Main Match Briefing: 07:45 AM; start 08:00 AM**

Range Master: **Sergio Fontanelli**

Range Officer: **By S.A.F.R.O.**

All shooters must be in good standing with permits to carry and use their weapons and ammunition. The organization disclaims any responsibility for non-compliance with the regulations of the Law in force. Compliance with the Regulations in force regarding clothing and accessory requirements is reminded.



GENERAL INFO

HOTELS

POINT HOTEL Via Dell'industria 2 - 35026 Conselve (PD) tel. 049/2129287

HOTEL LA CORTE Via Petit Foret 6 - 35020 Correzzola (PD) tel. 049/5807277

COUNTRY HOUSE CAMPOFIORE Via Isola Terranova 506 - 35029 Pontelongo (PD) cell. 3336482775

CASA SANSOVINO Via Sansovino 1 - 35020 Pontecasale (PD) cell. 3288746494

RESTAURANTS

Centro Sportivo Le Tre Piume Via Costanze n. 8 - 35021 Agna (PD) - tel. 049/9515388

[Redacted]

[Redacted]

[Redacted]



EVENT SPONSOR






MATCH PROFILE

STAGE	EXERCISE TYPE	IPSC TARGETS	IPSC MINI TARGETS	IPSC POPPERS	IPSC MINI POPPERS	IPSC METAL PLATES	NO-SHOOTS	ROUNDS	MAX POINTS	STAGE %
1	MEDIUM COURSE	10			4		2	24	120	8,95%
2	MEDIUM COURSE	10			2	2	1	24	120	8,95%
3	LONG COURSE	14			3	1	1	32	160	11,94%
4	SHORT COURSE	5			1	1		12	60	4,48%
5	SHORT COURSE	4			2	2	1	12	60	4,48%
6	MEDIUM COURSE	11			2			24	120	8,95%
7	MEDIUM COURSE	12						24	120	8,95%
8	LONG COURSE	14			4			32	160	11,94%
9	SHORT COURSE	5			1	1		12	60	4,48%
10	SHORT COURSE	4			2	2	1	12	60	4,48%
11	SHORT COURSE	5			1	1	1	12	60	4,48%
12	MEDIUM COURSE	10				4		24	120	8,95%
13	SHORT COURSE	4			2	2	1	12	60	4,48%
14	SHORT COURSE	5			2			12	60	4,48%
TOTALI		113			26	16	8	268	1340	100%



STAGE 1



Type:	Medium Course	Targets:		
Minimum number of rounds:	24	IPSC Targets	10	IPSC Mini Targets
Maximum Points:	120	IPSC Poppers		IPSC Mini Poppers 4
Start:	Audible Signal	IPSC Metal Plates		
		No-Shoots	2	

Start Position: **Standing anywhere erect, with the firearm in the ready condition, held in both hands, stock touching the competitor at hip level, barrel parallel to the ground, trigger guard downwards, muzzle pointing downrange with the fingers outside the trigger guard**

Firearm Ready Condition: **LOADED - OPTION 1**

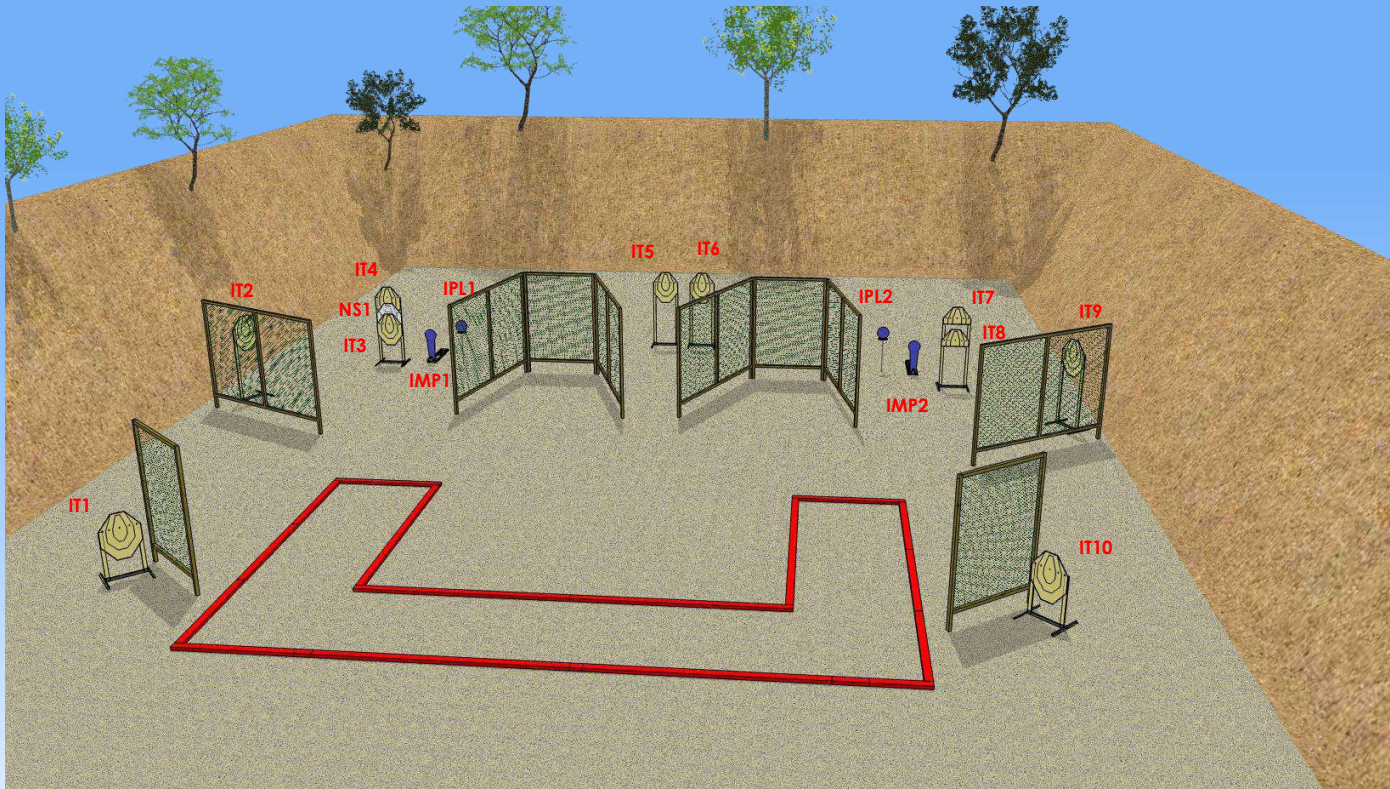
Procedure: **Upon start signal engage the targets**

Design Notes: **IMP2 activates IT5 Swinger which will remain visible at the end of the movement**

Briefing Notes: **The safety angles are 90° lateral and the backstops vertically. Structures are hard cover. The score will be counted during the execution of the exercise; Shooter may delegate other shooter to verify the score counting.**



STAGE 2



Type:	Medium Course	Targets:		
Minimum number of rounds:	24	IPSC Targets	10	IPSC Mini Targets
Maximum Points:	120	IPSC Poppers		IPSC Mini Poppers 2
Start:	Audible Signal	IPSC Metal Plates	2	
		No-Shoots	1	

Start Position: **Standing anywhere erect, with the firearm in the ready condition, held in both hands, stock touching the competitor at hip level, barrel parallel to the ground, trigger guard downwards, muzzle pointing downrange with the fingers outside the trigger guard**

Firearm Ready Condition: **LOADED - OPTION 1**

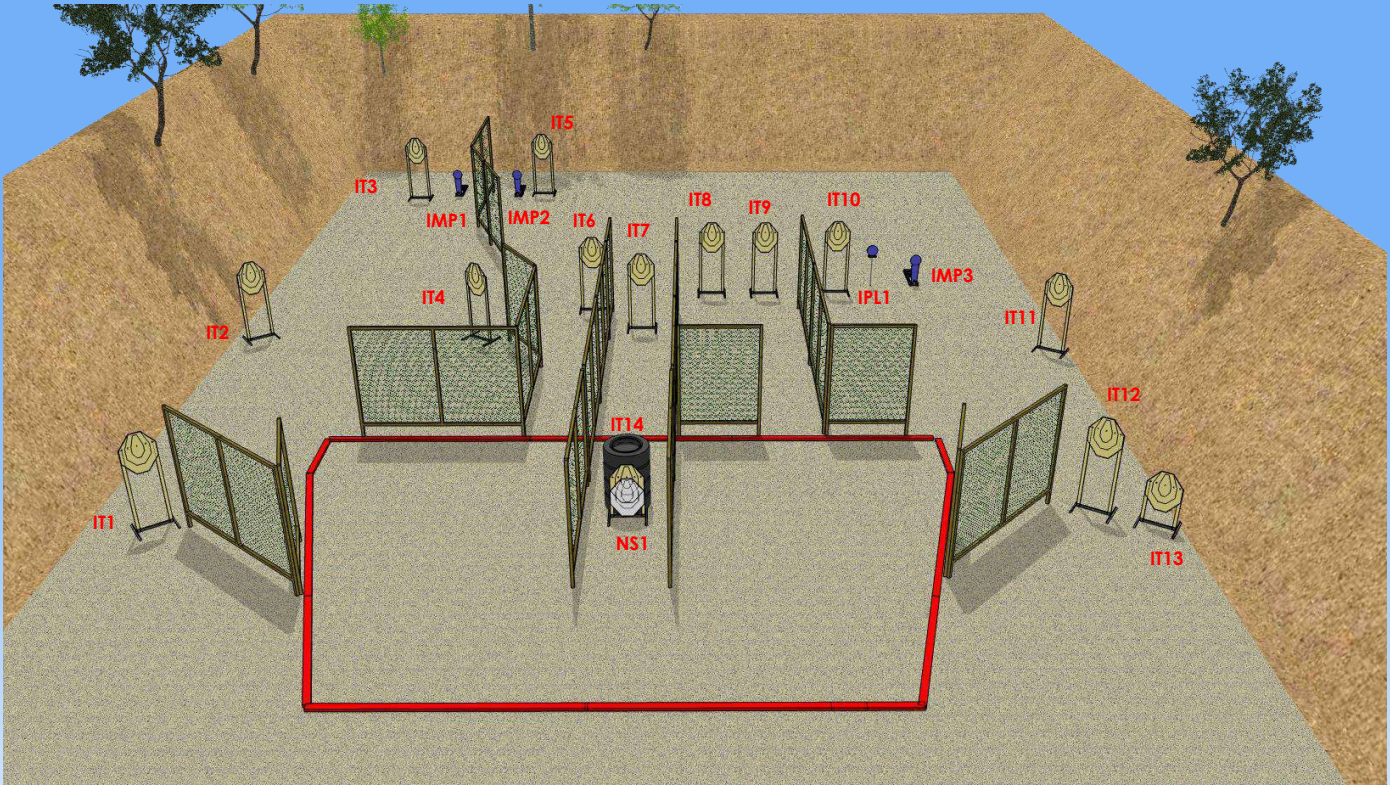
Procedure: **Upon start signal engage the targets**

Design Notes:

Briefing Notes: **The safety angles are 90° lateral and the backstops vertically. Structures are hard cover. The score will be counted during the execution of the exercise; Shooter may delegate other shooter to verify the score counting.**



STAGE 3



Type:	Long Course	Targets:		
Minimum number of rounds:	32	IPSC Targets	14	IPSC Mini Targets
Maximum Points:	160	IPSC Poppers		IPSC Mini Poppers 3
Start:	Audible Signal	IPSC Metal Plates	1	
		No-Shoots	1	

Start Position: **Standing anywhere erect, with the firearm in the ready condition, held in both hands, stock touching the competitor at hip level, barrel parallel to the ground, trigger guard downwards, muzzle pointing downrange with the fingers outside the trigger guard**

Firearm Ready Condition: **LOADED - OPTION 1**

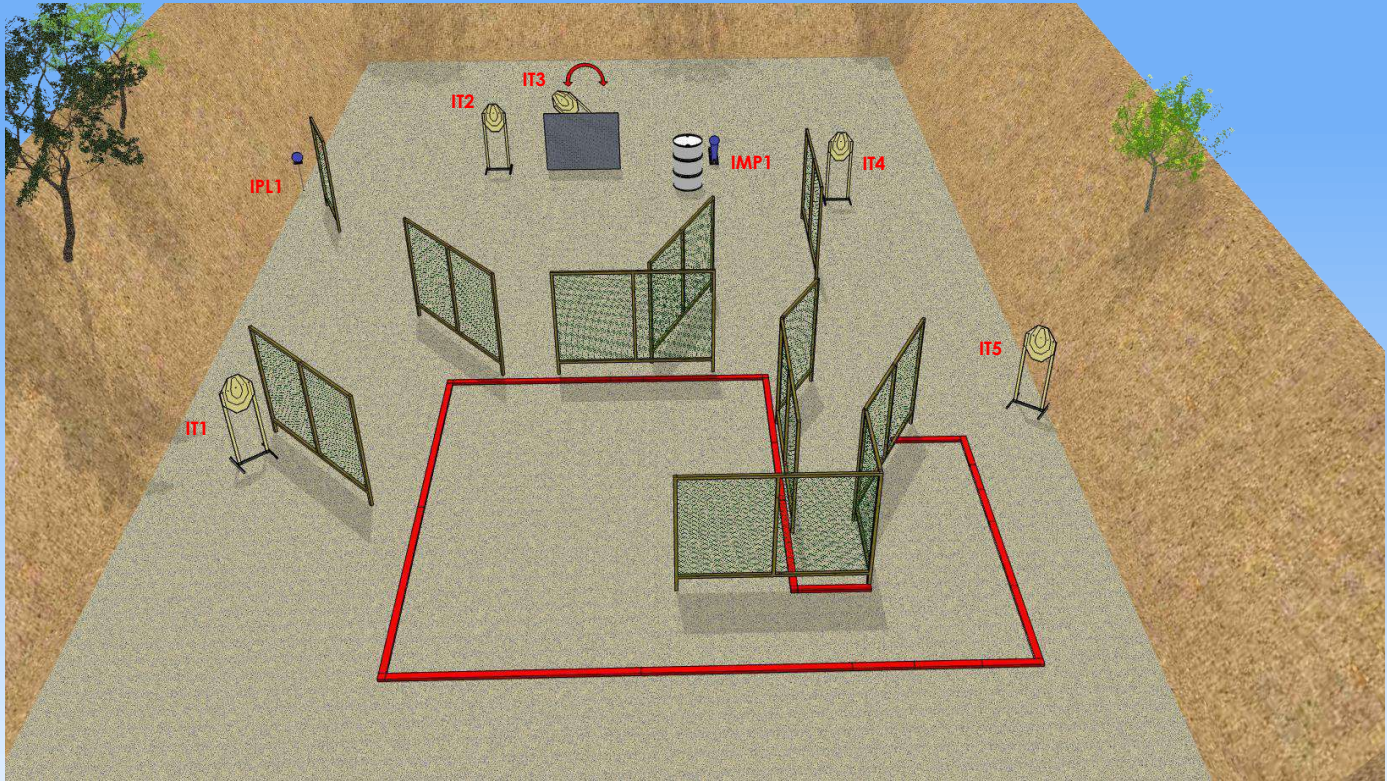
Procedure: **Upon start signal engage the targets**

Design Notes:

Briefing Notes: **The safety angles are 90° lateral and the backstops vertically. Structures are hard cover. The score will be counted during the execution of the exercise; Shooter may delegate other shooter to verify the score counting.**



STAGE 4



Type:	Short Course	Targets:		
Minimum number of rounds:	12	IPSC Targets	5	IPSC Mini Targets
Maximum Points:	60	IPSC Poppers		IPSC Mini Poppers 1
Start:	Audible Signal	IPSC Metal Plates	1	
		No-Shoots		

Start Position: **Standing anywhere erect, with the firearm in the ready condition, held in both hands, stock touching the competitor at hip level, barrel parallel to the ground, trigger guard downwards, muzzle pointing downrange with the fingers outside the trigger guard**

Firearm Ready Condition: **LOADED - OPTION 1**

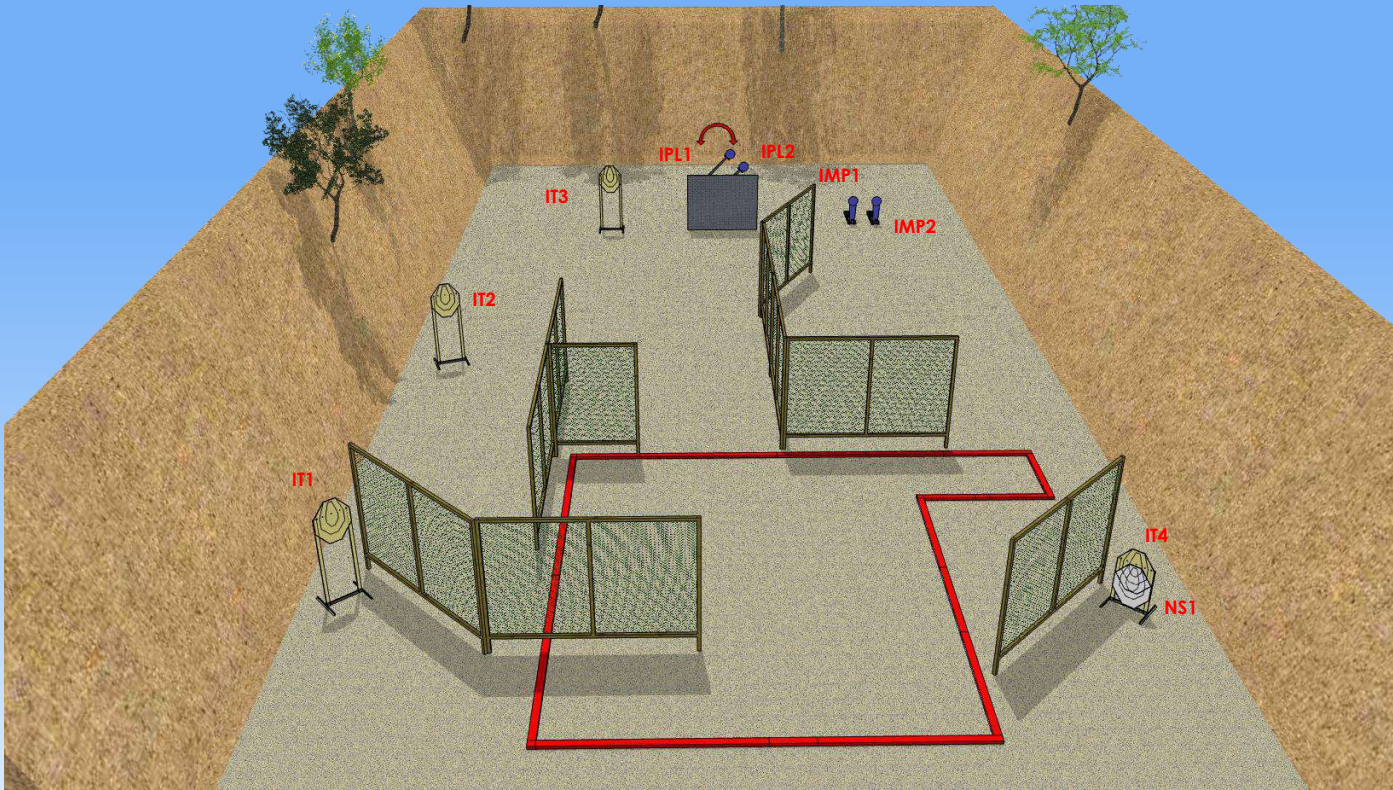
Procedure: **Upon start signal engage the targets**

Design Notes: **IMP1 activates IT3 Swinger which will remain visible at the end of the movement**

Briefing Notes: **The safety angles are 90° lateral and the backstops vertically. Structures are hard cover. The score will be counted during the execution of the exercise; Shooter may delegate other shooter to verify the score counting.**



STAGE 5



Type:	Short Course	Targets:		
Minimum number of rounds:	12	IPSC Targets	4	IPSC Mini Targets
Maximum Points:	60	IPSC Poppers		IPSC Mini Poppers 2
Start:	Audible Signal	IPSC Metal Plates	2	
		No-Shoots	1	

Start Position: **Standing anywhere erect, with the firearm in the ready condition, held in both hands, stock touching the competitor at hip level, barrel parallel to the ground, trigger guard downwards, muzzle pointing downrange with the fingers outside the trigger guard**

Firearm Ready Condition: **LOADED - OPTION 1**

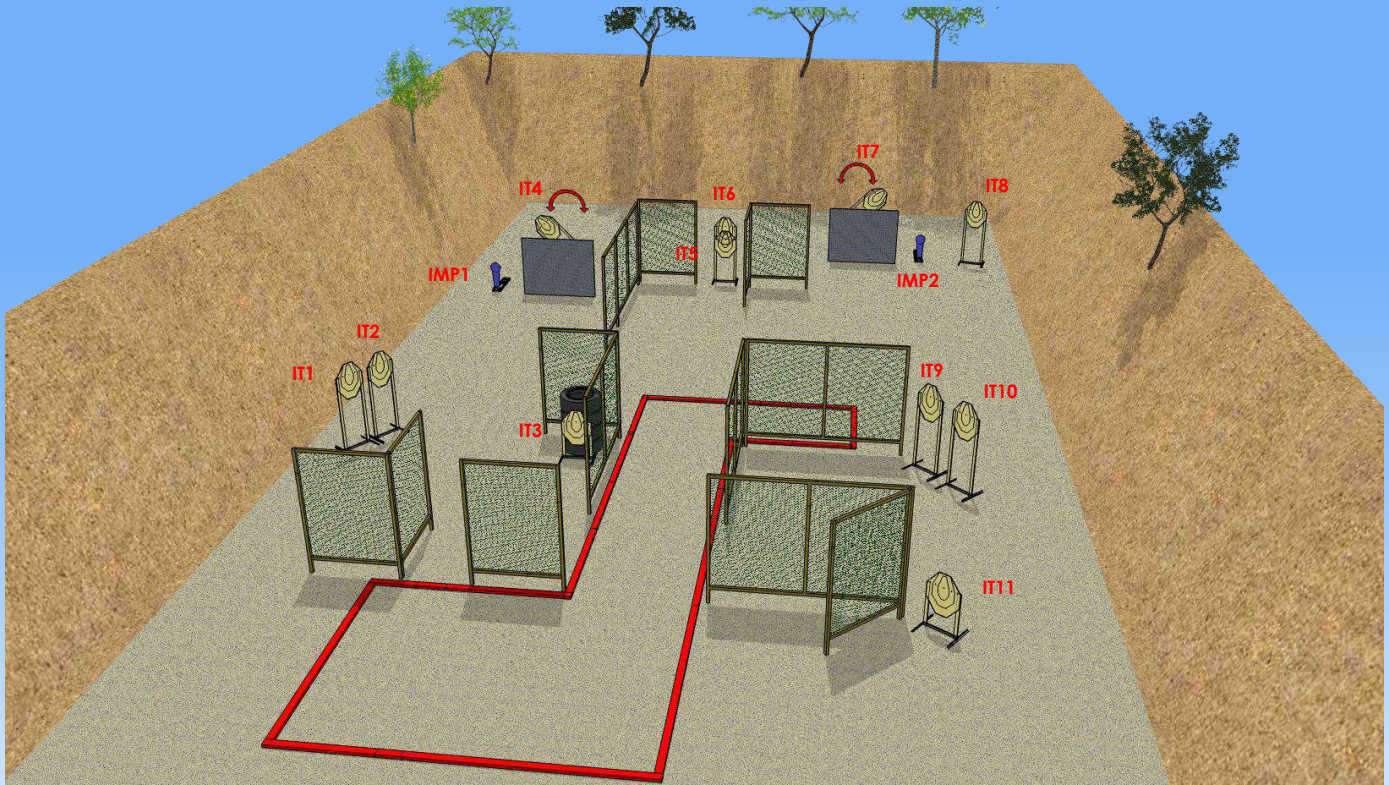
Procedure: **Upon start signal engage the targets**

Design Notes: **IMP1 activates IPL1 and IPL2 Swingers which will remain visible at the end of the movement**

Briefing Notes: **The safety angles are 90° lateral and the backstops vertically. Structures are hard cover. The score will be counted during the execution of the exercise; Shooter may delegate other shooter to verify the score counting.**



STAGE 6



Type:	Medium Course	Targets:		
Minimum number of rounds:	24	IPSC Targets	11	IPSC Mini Targets
Maximum Points:	120	IPSC Poppers		IPSC Mini Poppers 2
Start:	Audible Signal	IPSC Metal Plates		
		No-Shoots		

Start Position: **Standing anywhere erect, with the firearm in the ready condition, held in both hands, stock touching the competitor at hip level, barrel parallel to the ground, trigger guard downwards, muzzle pointing downrange with the fingers outside the trigger guard**

Firearm Ready Condition: **LOADED - OPTION 1**

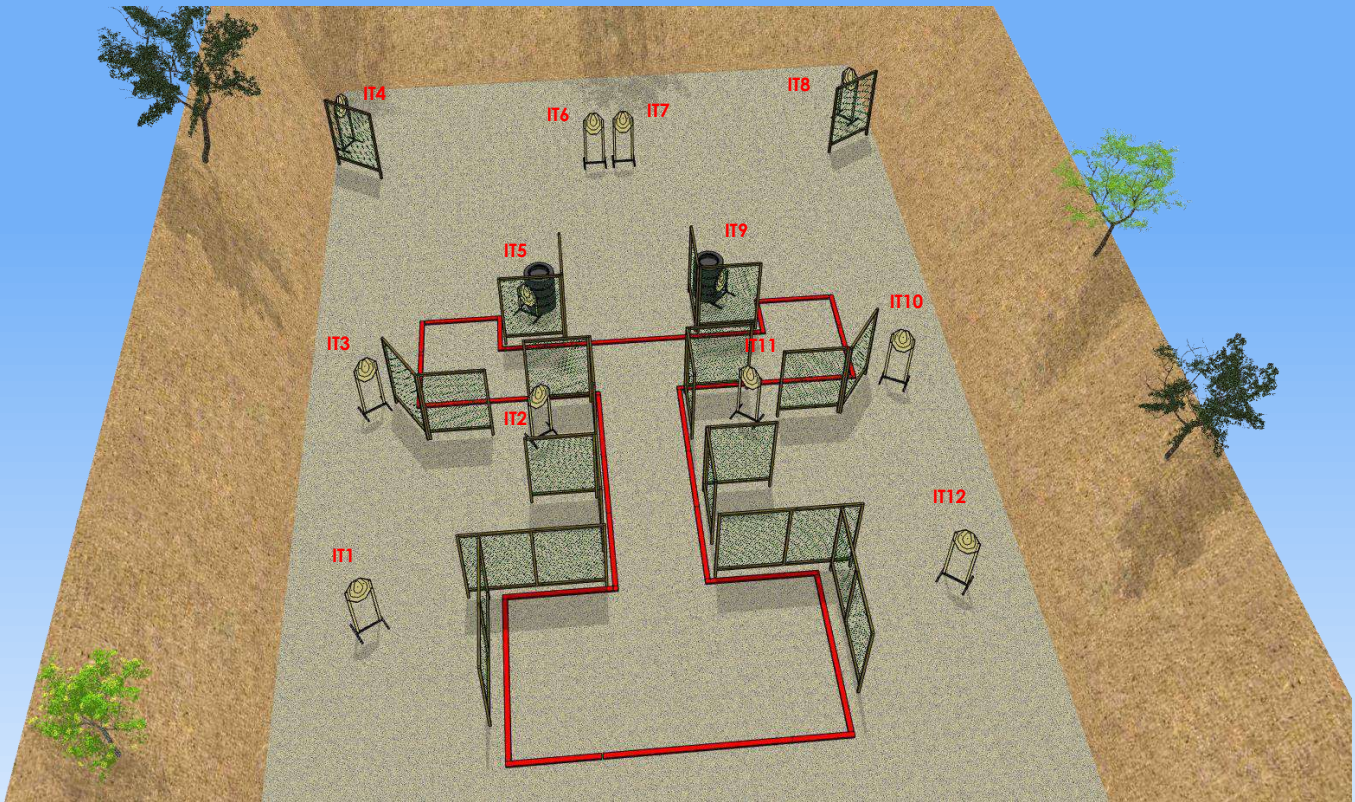
Procedure: **Upon start signal engage the targets**

Design Notes: **IMP1 and IMP2 activates IT4 and IT7 Swingers, respectively, which will remain visible at the end of the movement**

Briefing Notes: **The safety angles are 90° lateral and the backstops vertically. Structures are hard cover. The score will be counted during the execution of the exercise; Shooter may delegate other shooter to verify the score counting.**



STAGE 7



Type:	Medium Course	Targets:	
Minimum number of rounds:	24	IPSC Targets	12
Maximum Points:	120	IPSC Poppers	IPSC Mini Poppers
Start:	Audible Signal	IPSC Metal Plates	
		No-Shoots	

Start Position: **Standing anywhere erect, with the firearm in the ready condition, held in both hands, stock touching the competitor at hip level, barrel parallel to the ground, trigger guard downwards, muzzle pointing downrange with the fingers outside the trigger guard**

Firearm Ready Condition: **LOADED - OPTION 1**

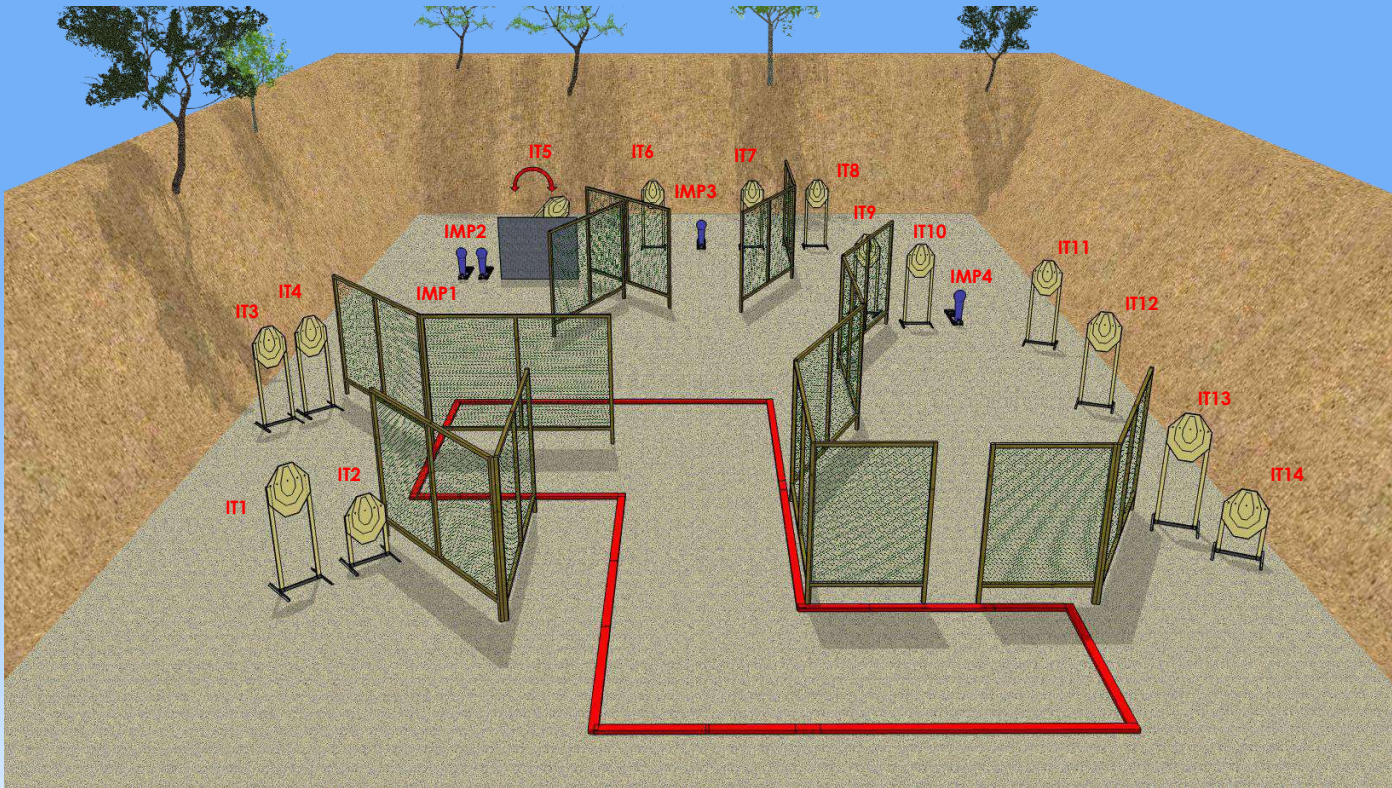
Procedure: **Upon start signal engage the targets**

Design Notes:

Briefing Notes: **The safety angles are 90° lateral and the backstops vertically. Structures are hard cover. The score will be counted during the execution of the exercise; Shooter may delegate other shooter to verify the score counting.**



STAGE 8



Type:	Long Course	Targets:		
Minimum number of rounds:	32	IPSC Targets	14	IPSC Mini Targets
Maximum Points:	160	IPSC Poppers		IPSC Mini Poppers
Start:	Audible Signal	IPSC Metal Plates		4
		No-Shoots		

Start Position: **Standing anywhere erect, with the firearm in the ready condition, held in both hands, stock touching the competitor at hip level, barrel parallel to the ground, trigger guard downwards, muzzle pointing downrange with the fingers outside the trigger guard**

Firearm Ready Condition: **LOADED - OPTION 1**


Procedure: **Upon start signal engage the targets**

Design Notes: **IMP2 activates IT5 Swinger which will remain visible at the end of the movement**

Briefing Notes: **The safety angles are 90° lateral and the backstops vertically. Structures are hard cover. The score will be counted during the execution of the exercise; Shooter may delegate other shooter to verify the score counting.**



STAGE 9



Type:	Short Course	Targets:		
Minimum number of rounds:	12	IPSC Targets	5	IPSC Mini Targets
Maximum Points:	60	IPSC Poppers		IPSC Mini Poppers 1
Start:	Audible Signal	IPSC Metal Plates	1	
		No-Shoots		

Start Position: **Standing anywhere erect, with the firearm in the ready condition, held in both hands, stock touching the competitor at hip level, barrel parallel to the ground, trigger guard downwards, muzzle pointing downrange with the fingers outside the trigger guard**

Firearm Ready Condition: **LOADED - OPTION 1**

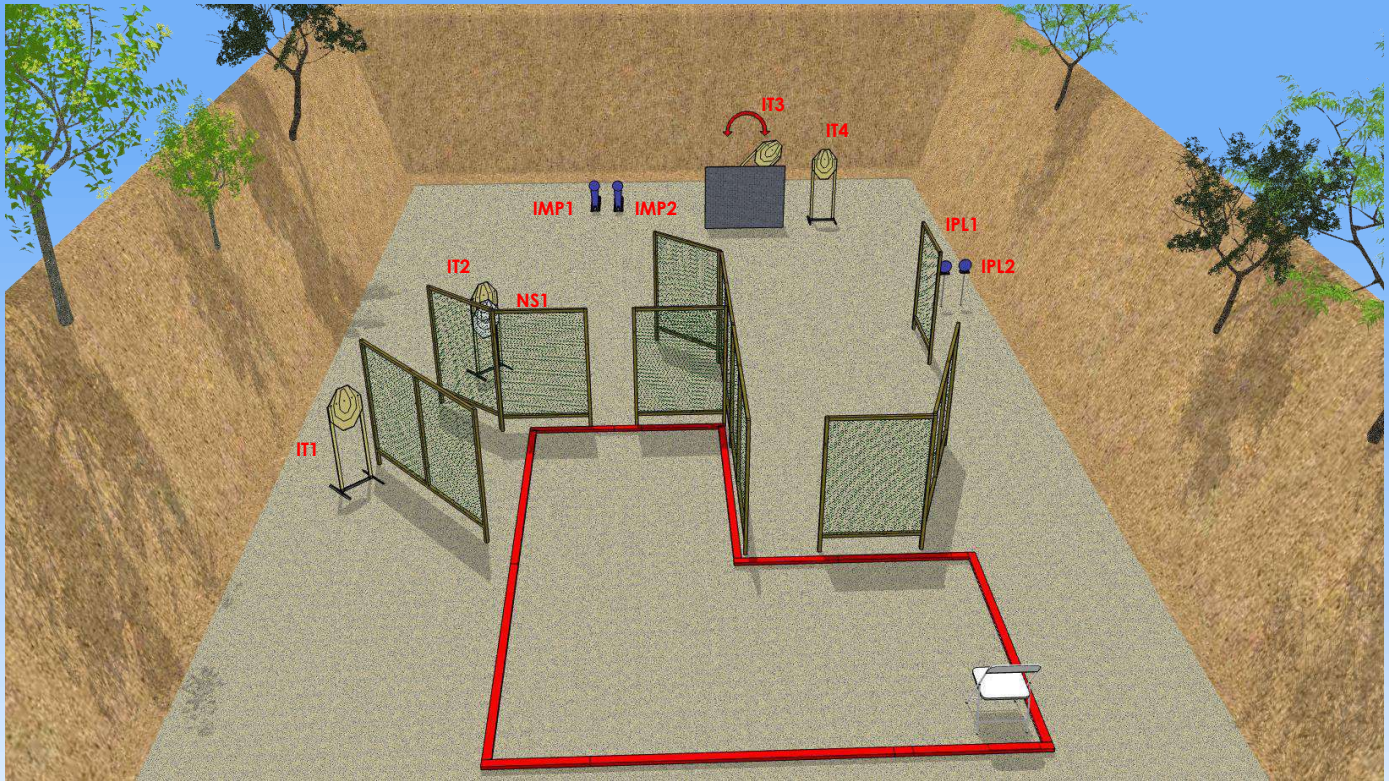
Procedure: **Upon start signal engage the targets**

Design Notes: **IMP1 activates IT3 Swinger which will remain visible at the end of the movement**

Briefing Notes: **The safety angles are 90° lateral and the backstops vertically. Structures are hard cover. The score will be counted during the execution of the exercise; Shooter may delegate other shooter to verify the score counting.**



STAGE 10



Type:	Short Course	Targets:		
Minimum number of rounds:	12	IPSC Targets	4	IPSC Mini Targets
Maximum Points:	60	IPSC Poppers		IPSC Mini Poppers 2
Start:	Audible Signal	IPSC Metal Plates	2	
		No-Shoots	1	

Start Position: **Sitting on the chair as shown, with the firearm in the ready condition, held in both hands, stock touching the competitor at hip level, barrel parallel to the ground, trigger guard downwards, muzzle pointing downrange with the fingers outside the trigger guard**

Firearm Ready Condition: **LOADED - OPTION 2**

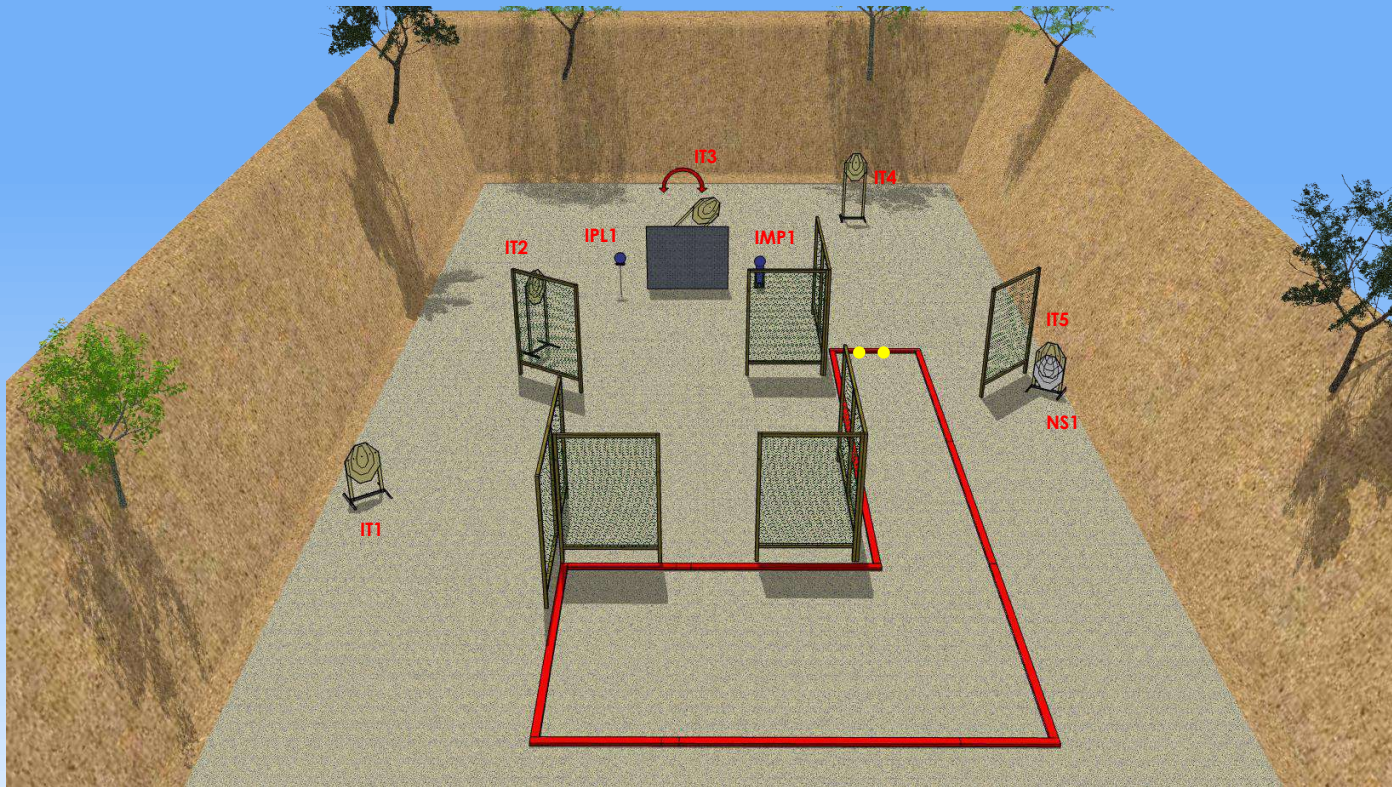
Procedure: **Upon start signal engage the targets**

Design Notes: **IMP2 activates IT3 Swinger which will remain visible at the end of the movement**

Briefing Notes: **The safety angles are 90° lateral and the backstops vertically. Structures are hard cover. The score will be counted during the execution of the exercise; Shooter may delegate other shooter to verify the score counting.**



STAGE 11



Type:	Short Course	Targets:		
Minimum number of rounds:	12	IPSC Targets	5	IPSC Mini Targets
Maximum Points:	60	IPSC Poppers		IPSC Mini Poppers 1
Start:	Audible Signal	IPSC Metal Plates	1	
		No-Shoots	1	

Start Position: **Tips of the feet touching the marks as shown, standing erect, with the firearm in the ready condition, held in both hands, stock touching the competitor at hip level, barrel parallel to the ground, trigger guard downwards, muzzle pointing downrange with the fingers outside the trigger guard**

Firearm Ready Condition: **UNLOADED - OPTION 3**

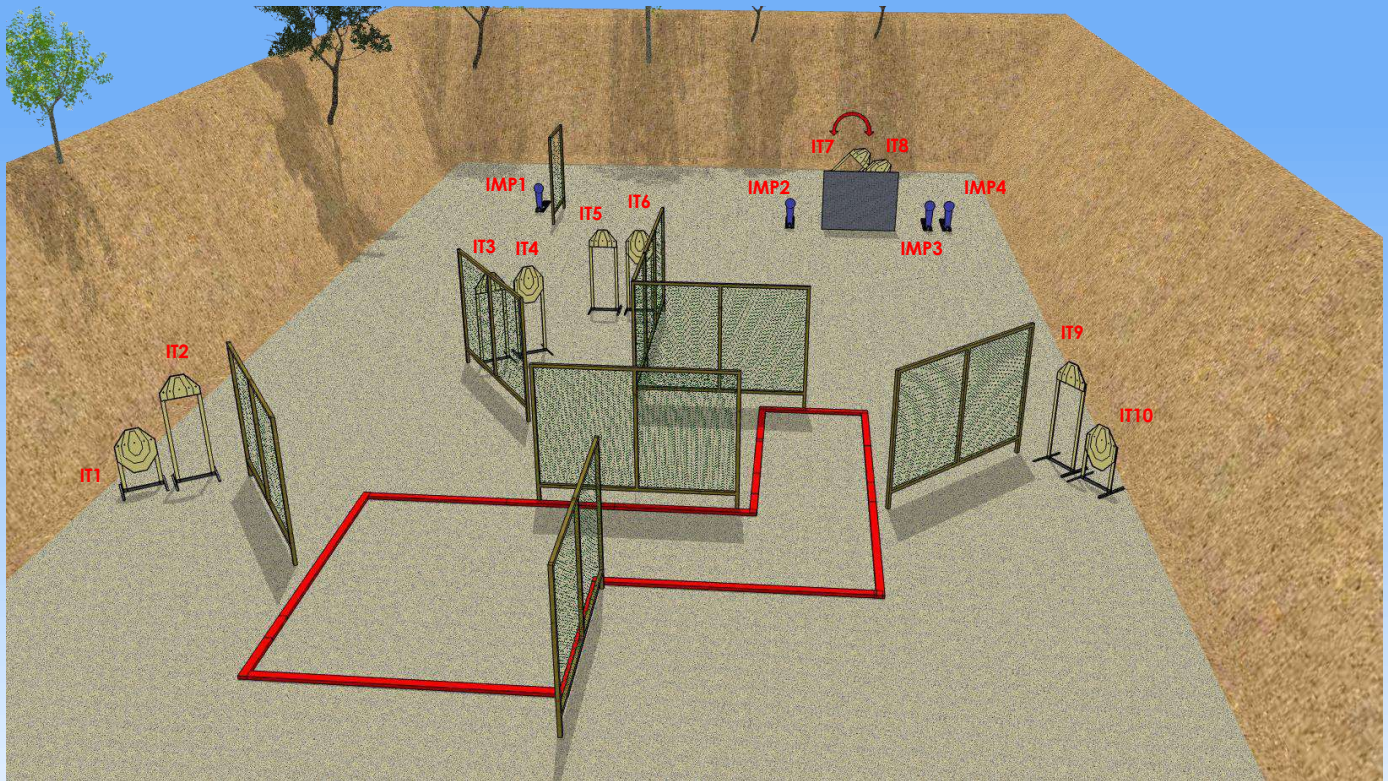
Procedure: **Upon start signal engage the targets**

Design Notes: **IMP1 activates IT3 Swinger which will remain visible at the end of the movement**

Briefing Notes: **The safety angles are 90° lateral and the backstops vertically. Structures are hard cover. The score will be counted during the execution of the exercise; Shooter may delegate other shooter to verify the score counting.**



STAGE 12



Type:	Medium Course	Targets:		
Minimum number of rounds:	24	IPSC Targets	10	IPSC Mini Targets
Maximum Points:	120	IPSC Poppers		IPSC Mini Poppers 4
Start:	Audible Signal	IPSC Metal Plates		
		No-Shoots		

Start Position: **Standing anywhere erect, with the firearm in the ready condition, held in both hands, stock touching the competitor at hip level, barrel parallel to the ground, trigger guard downwards, muzzle pointing downrange with the fingers outside the trigger guard**

Firearm Ready Condition: **LOADED - OPTION 1**


Procedure: **Upon start signal engage the targets**

Design Notes: **IMP2 activates IT7 and IT8 Swingers which will remain visible at the end of the movement**

Briefing Notes: **The safety angles are 90° lateral and the backstops vertically. Structures are hard cover. The score will be counted during the execution of the exercise; Shooter may delegate other shooter to verify the score counting.**



STAGE 13



Type:	Short Course	Targets:		
Minimum number of rounds:	12	IPSC Targets	4	IPSC Mini Targets
Maximum Points:	60	IPSC Poppers		IPSC Mini Poppers 2
Start:	Audible Signal	IPSC Metal Plates	2	
		No-Shoots	1	

Start Position: **Standing anywhere erect, with the firearm in the ready condition, held in both hands, stock touching the competitor at hip level, barrel parallel to the ground, trigger guard downwards, muzzle pointing downrange with the fingers outside the trigger guard**

Firearm Ready Condition: **LOADED - OPTION 1**

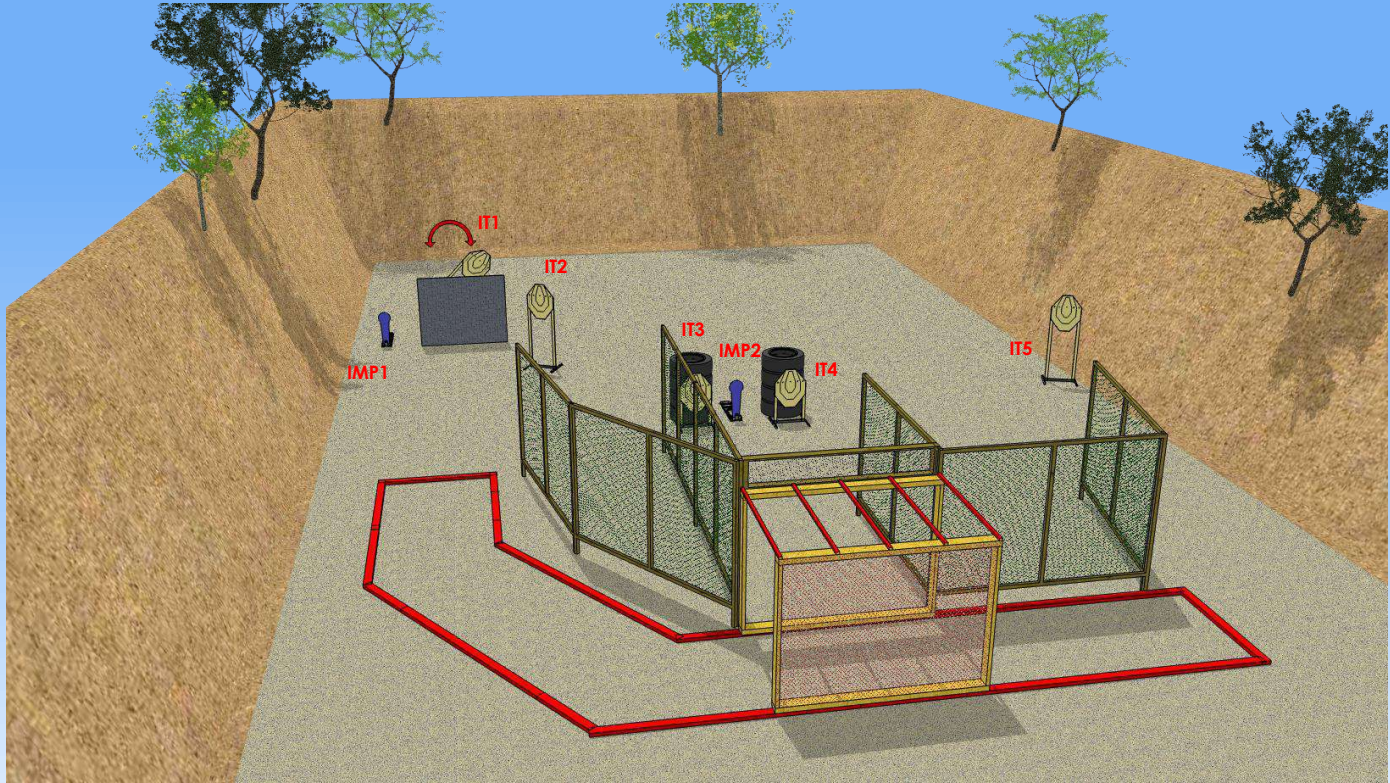
Procedure: **Upon start signal engage the targets**

Design Notes:

Briefing Notes: **The safety angles are 90° lateral and the backstops vertically. Structures are hard cover. The score will be counted during the execution of the exercise; Shooter may delegate other shooter to verify the score counting.**



STAGE 14



Type:	Short Course	Targets:		
Minimum number of rounds:	12	IPSC Targets	5	IPSC Mini Targets
Maximum Points:	60	IPSC Poppers		IPSC Mini Poppers 2
Start:	Audible Signal	IPSC Metal Plates		
		No-Shoots		

Start Position: **Standing anywhere erect, with the firearm in the ready condition, held in both hands, stock touching the competitor at hip level, barrel parallel to the ground, trigger guard downwards, muzzle pointing downrange with the fingers outside the trigger guard**

Firearm Ready Condition: **LOADED - OPTION 1**

Procedure: **Upon start signal engage the targets**

Design Notes: **IMP1 activates IT1 Swinger which will remain visible at the end of the movement. Any rod that is dropped from the copper tunnel will result in a procedura as per rule 10.2.5**

Briefing Notes: **The safety angles are 90° lateral and the backstops vertically. Structures are hard cover. The score will be counted during the execution of the exercise; Shooter may delegate other shooter to verify the score counting.**



DISCIPLINA SPORTIVA
ASSOCIATA RICONOSCIUTA
DAL CONI

Arsenal Firearms

3° WARM UP

APRIL 04-05-06 2025

Shooting Range Le Tre Piume

Agna (PD)

IPSC LEVEL III

14 STAGES – 268 ROUNDS – 1340 POINTS

MATCH DIRECTOR Eugenio Fasulo





INFO MATCH

Match Director: **Eugenio Fasulo**

Mobile:

E-mail: **segreteria@fitds.it**

Registrations: **Online Match Registration at: WWW.FITDS.IT MA.RE. Match Registration**

Rules: **FITDS-IPSC Rulebook Last Edition**

Rankings: **Open, Standard, Production, Classic, Revolver, Production Optics, PCC**

Awards: **Absolutes – Category and class**

Ammunition: **Free all types of ammunition by the shooter – Armory on the Shooting Range**

Food and drinks: **At the Shooting Range there are a restaurant and a refreshment stand**

Turns: **Pre Match: Thursday – Main Match: Friday – Saturday - Sunday**

Timing: **Main Match Briefing: 07:45 AM; start 08:00 AM**

Range Master: **Sergio Fontanelli**

Range Officer: **By S.A.F.R.O.**

All shooters must be in good standing with permits to carry and use their weapons and ammunition. The organization disclaims any responsibility for non-compliance with the regulations of the Law in force. Compliance with the Regulations in force regarding clothing and accessory requirements is reminded.



GENERAL INFO

HOTELS

POINT HOTEL Via Dell'industria 2 - 35026 Conselve (PD) tel. 049/2129287

HOTEL LA CORTE Via Petit Foret 6 - 35020 Correzzola (PD) tel. 049/5807277

COUNTRY HOUSE CAMPOFIORE Via Isola Terranova 506 - 35029 Pontelongo (PD) cell. 3336482775

CASA SANSOVINO Via Sansovino 1 - 35020 Pontecasale (PD) cell. 3288746494

RESTAURANTS

Centro Sportivo Le Tre Piume Via Costanze n. 8 - 35021 Agna (PD) - tel. 049/9515388

[Redacted]

[Redacted]

[Redacted]



EVENT SPONSOR






MATCH PROFILE

STAGE	EXERCISE TYPE	IPSC TARGETS	IPSC MINI TARGETS	IPSC POPPERS	IPSC MINI POPPERS	IPSC METAL PLATES	NO-SHOOTS	ROUNDS	MAX POINTS	STAGE %
1	MEDIUM COURSE	10			4		2	24	120	8,95%
2	MEDIUM COURSE	10			2	2	1	24	120	8,95%
3	LONG COURSE	14			3	1	1	32	160	11,94%
4	SHORT COURSE	5			1	1		12	60	4,48%
5	SHORT COURSE	4			2	2	1	12	60	4,48%
6	MEDIUM COURSE	11			2			24	120	8,95%
7	MEDIUM COURSE	12						24	120	8,95%
8	LONG COURSE	14			4			32	160	11,94%
9	SHORT COURSE	5			1	1		12	60	4,48%
10	SHORT COURSE	4			2	2	1	12	60	4,48%
11	SHORT COURSE	5			1	1	1	12	60	4,48%
12	MEDIUM COURSE	10				4		24	120	8,95%
13	SHORT COURSE	4			2	2	1	12	60	4,48%
14	SHORT COURSE	5			2			12	60	4,48%
TOTALI		113			26	16	8	268	1340	100%



STAGE 1



Type:	Medium Course	Targets:		
Round to be scored:	24	IPSC Targets	10	IPSC Mini Targets
Maximum Points:	120	IPSC Poppers		IPSC Mini Poppers 4
		IPSC Metal Plates		
Start:	Audible Signal	No-Shoots	2	

Start Position: **Anywhere in the shooting area**

Handgun Ready Condition:

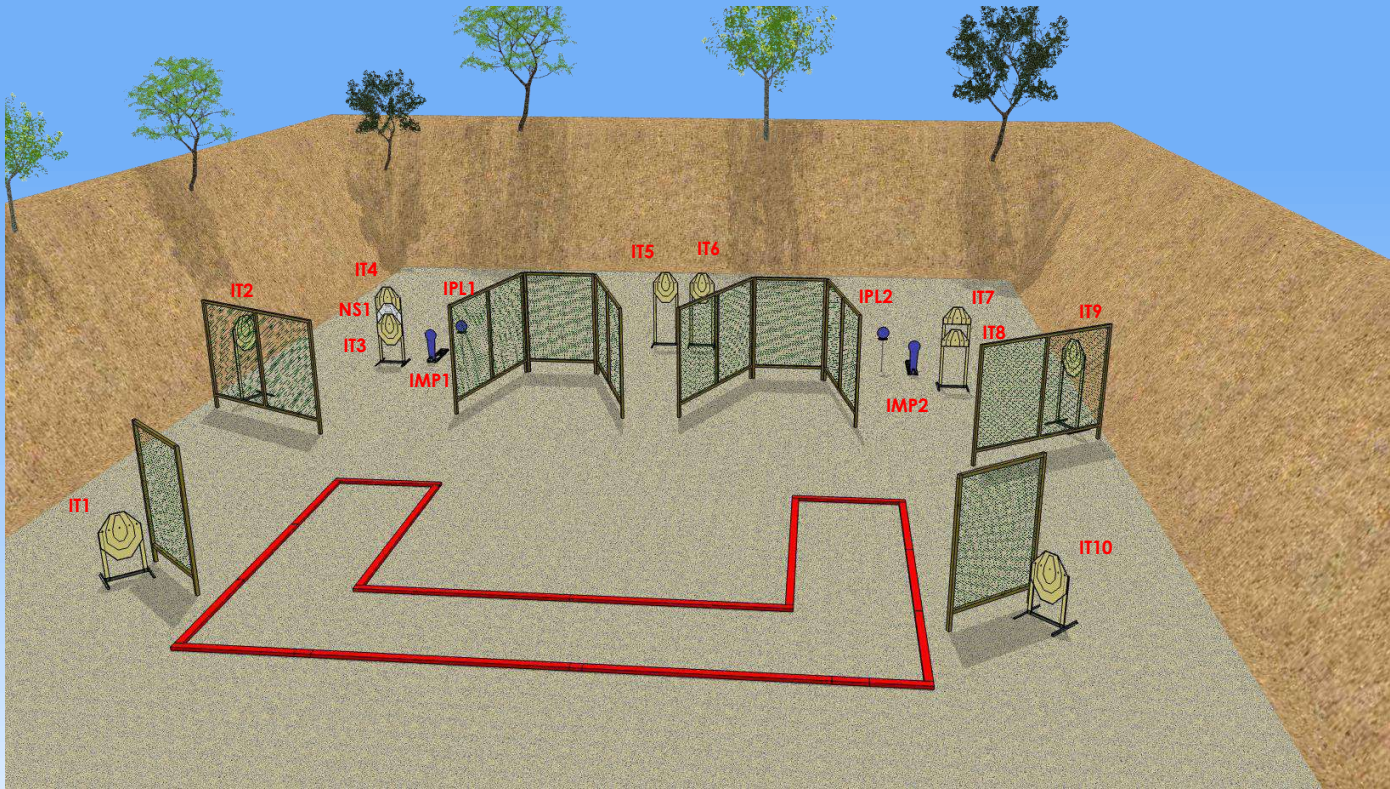
Procedure: **Upon start signal engage the targets**

Design Notes: **IMP2 activates IT5 Swinger which will remain visible at the end of the movement**

Briefing Notes: **The safety angles are 90° lateral and the backstops vertically. Structures are hard cover. The score will be counted during the execution of the exercise; Shooter may delegate other shooter to verify the score counting.**



STAGE 2



Type:	Medium Course	Targets:		
Round to be scored:	24	IPSC Targets	10	IPSC Mini Targets
Maximum Points:	120	IPSC Poppers		IPSC Mini Poppers
Start:	Audible Signal	IPSC Metal Plates	2	2
		No-Shoots	1	

Start Position: **Anywhere in the shooting area**

Handgun Ready Condition:

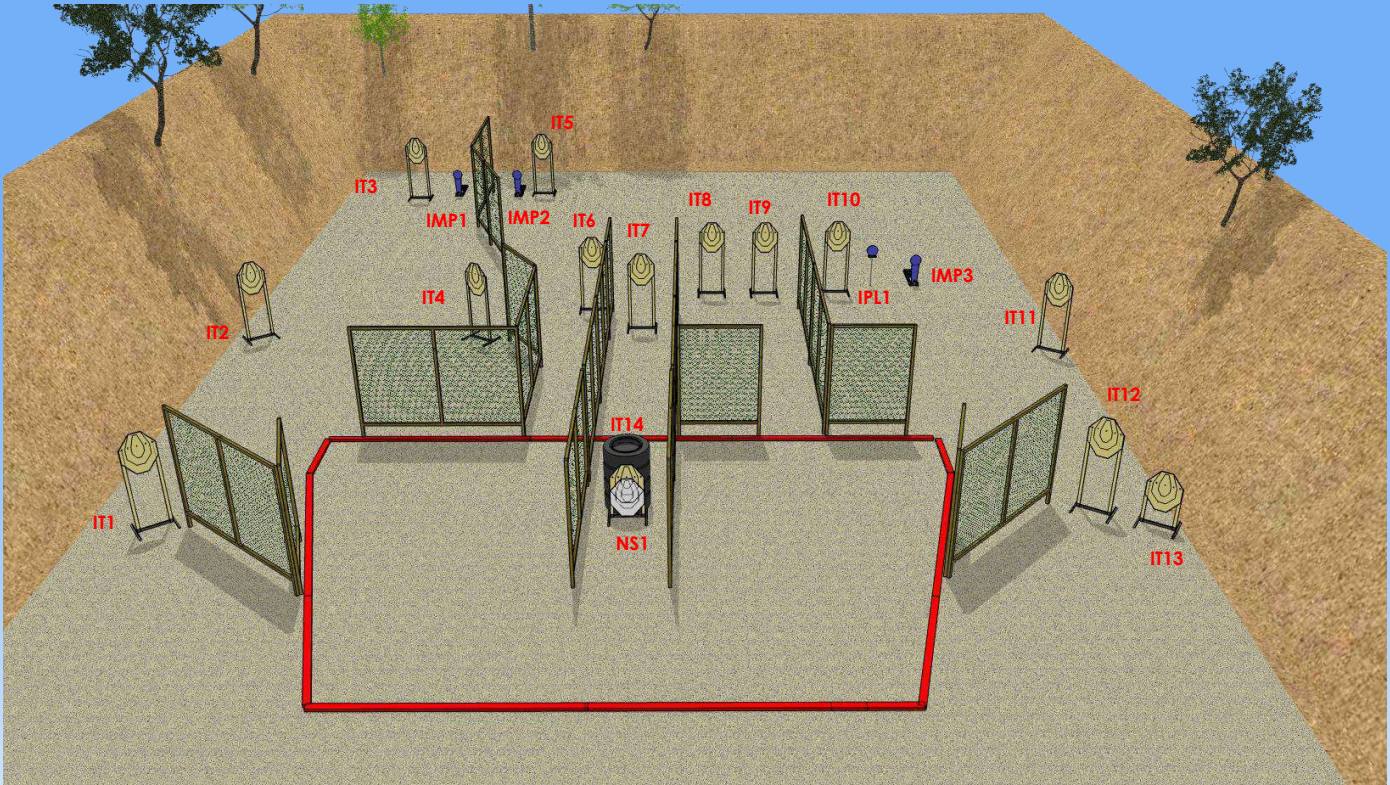
Procedure: **Upon start signal engage the targets**

Design Notes:

Briefing Notes: **The safety angles are 90° lateral and the backstops vertically. Structures are hard cover. The score will be counted during the execution of the exercise; Shooter may delegate other shooter to verify the score counting.**



STAGE 3



Type:	Long Course	Targets:		
Round to be scored:	32	IPSC Targets	14	IPSC Mini Targets
Maximum Points:	160	IPSC Poppers		IPSC Mini Poppers
Start:	Audible Signal	IPSC Metal Plates	1	3
		No-Shoots	1	

Start Position: **Anywhere in the shooting area**

Handgun Ready Condition:

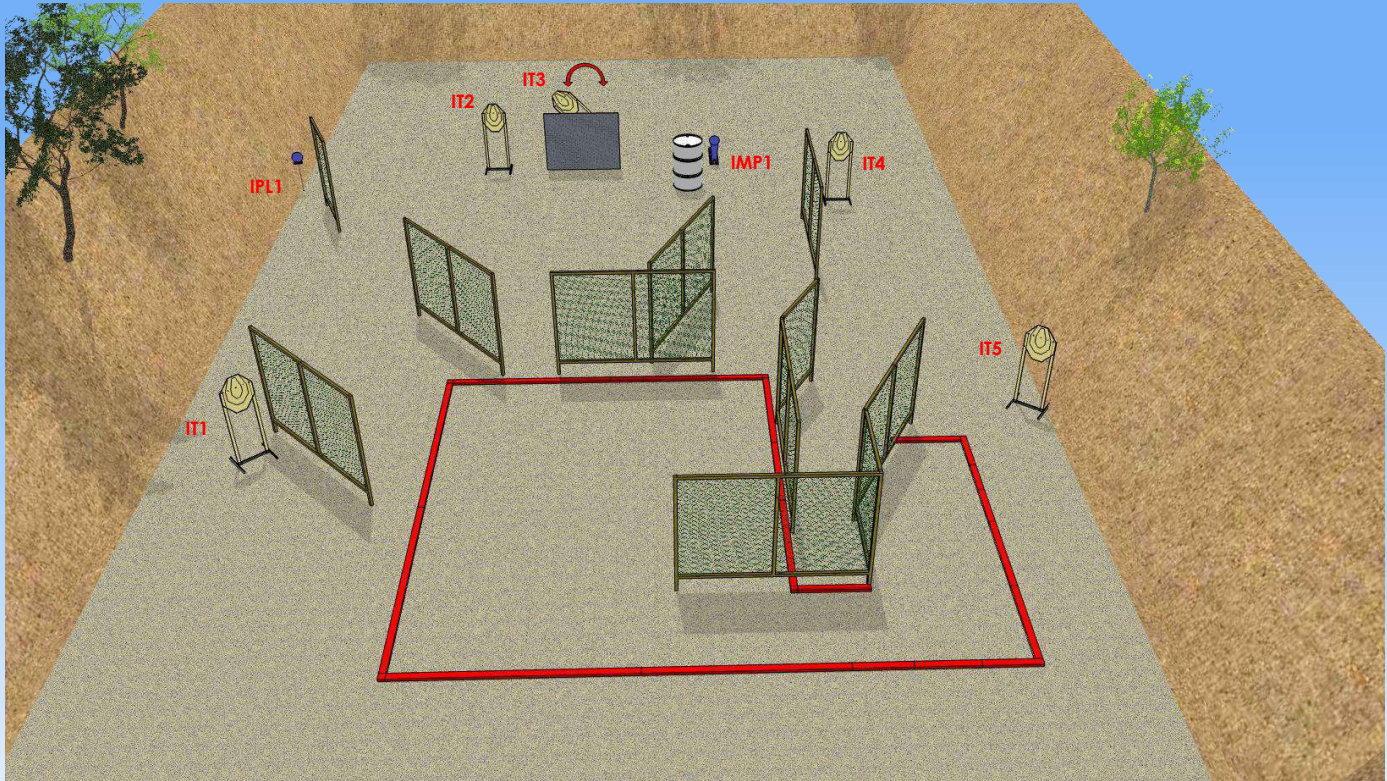
Procedure: **Upon start signal engage the targets**

Design Notes:

Briefing Notes: **The safety angles are 90° lateral and the backstops vertically. Structures are hard cover. The score will be counted during the execution of the exercise; Shooter may delegate other shooter to verify the score counting.**



STAGE 4



Type:	Short Course	Targets:		
Round to be scored:	12	IPSC Targets	5	IPSC Mini Targets
Maximum Points:	60	IPSC Poppers		IPSC Mini Poppers 1
Start:	Audible Signal	IPSC Metal Plates	1	
		No-Shoots		

Start Position: **Anywhere in the shooting area**

Handgun Ready Condition:

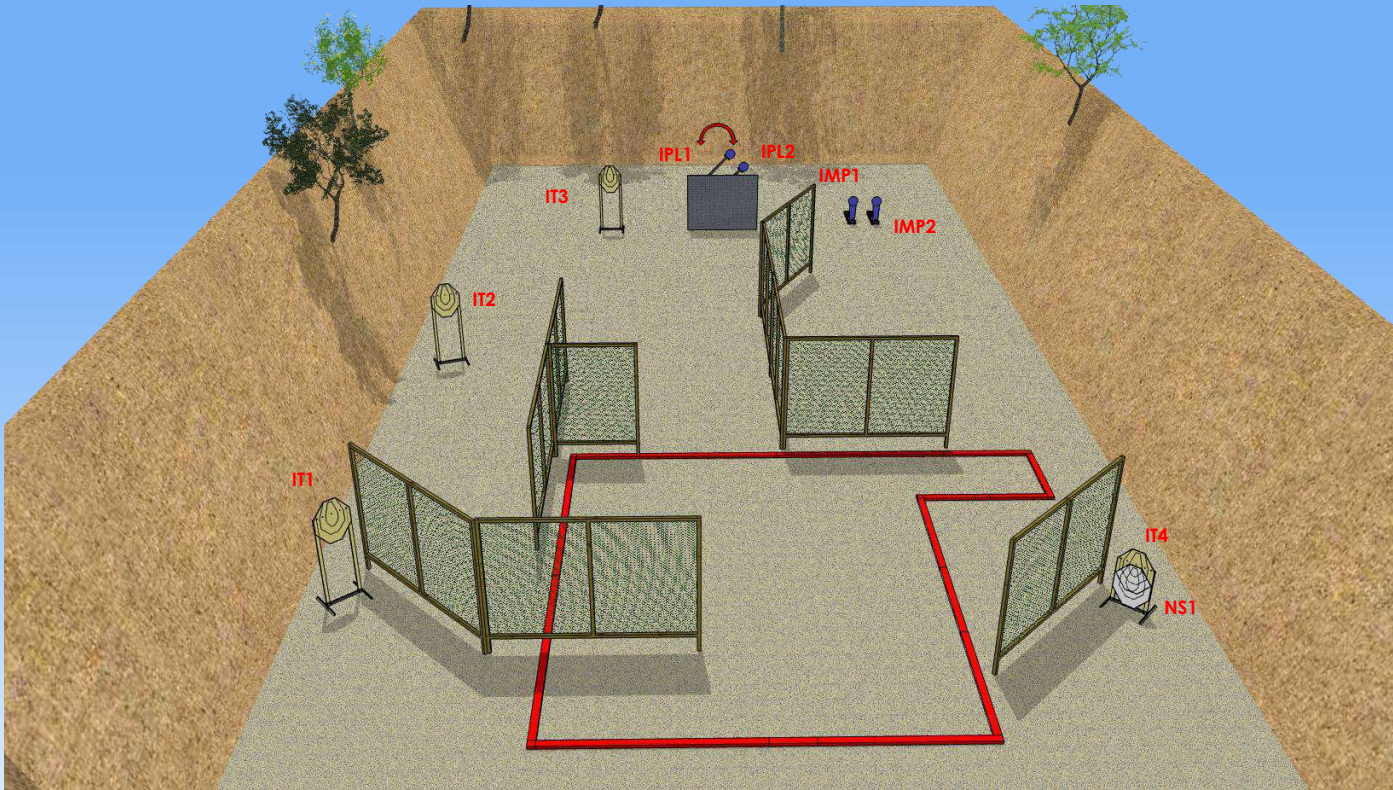
Procedure: **Upon start signal engage the targets**

Design Notes: **IMP1 activates IT3 Swinger which will remain visible at the end of the movement**

Briefing Notes: **The safety angles are 90° lateral and the backstops vertically. Structures are hard cover. The score will be counted during the execution of the exercise; Shooter may delegate other shooter to verify the score counting.**



STAGE 5



Type:	Short Course	Targets:		
Round to be scored:	12	IPSC Targets	4	IPSC Mini Targets
Maximum Points:	60	IPSC Poppers		IPSC Mini Poppers 2
Start:	Audible Signal	IPSC Metal Plates	2	
		No-Shoots	1	

Start Position: **Anywhere in the shooting area**

Handgun Ready Condition:

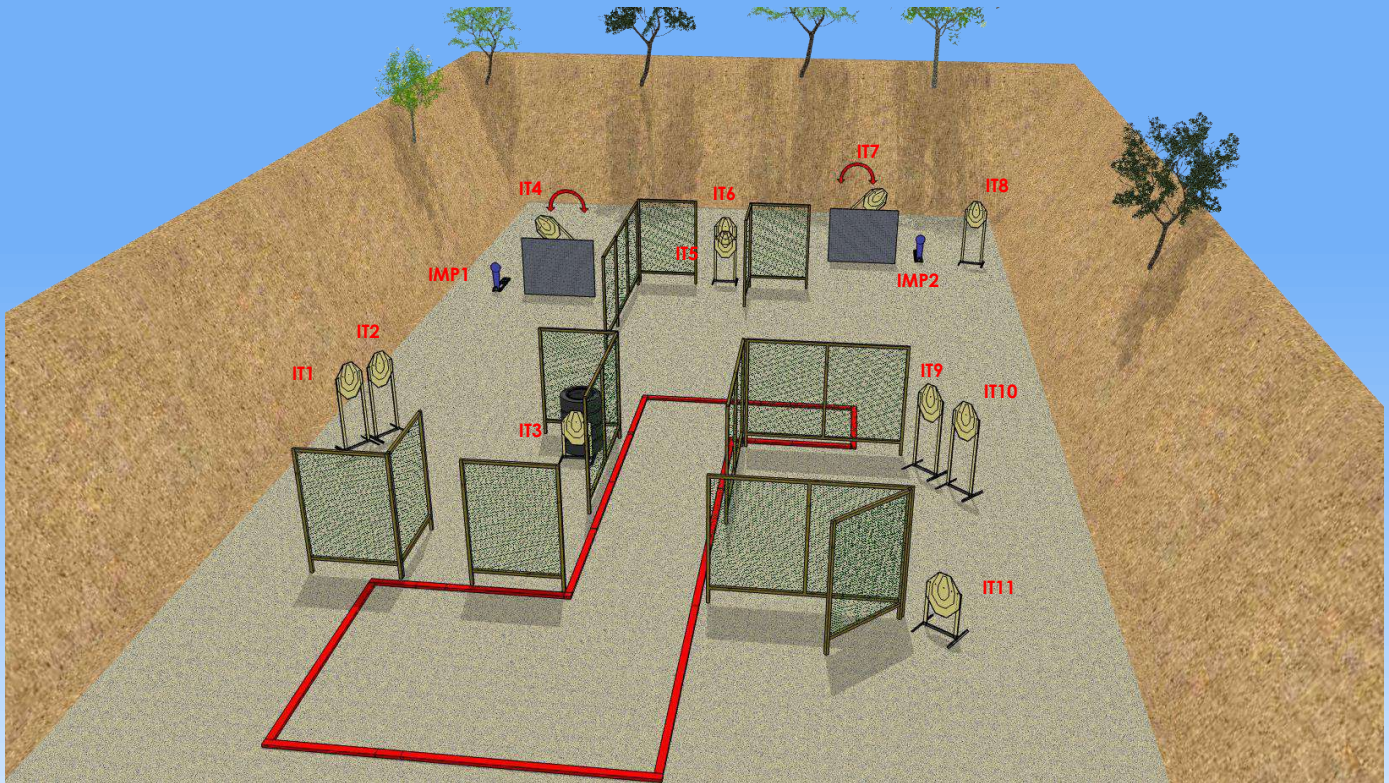
Procedure: **Upon start signal engage the targets**

Design Notes: **IMP1 activates IPL1 and IPL2 Swingers which will remain visible at the end of the movement**

Briefing Notes: **The safety angles are 90° lateral and the backstops vertically. Structures are hard cover. The score will be counted during the execution of the exercise; Shooter may delegate other shooter to verify the score counting.**



STAGE 6



Type:	Medium Course	Targets:		
Round to be scored:	24	IPSC Targets	11	IPSC Mini Targets
Maximum Points:	120	IPSC Poppers		IPSC Mini Poppers
Start:	Audible Signal	IPSC Metal Plates		2
		No-Shoots		

Start Position: **Anywhere in the shooting area**

Handgun Ready Condition:

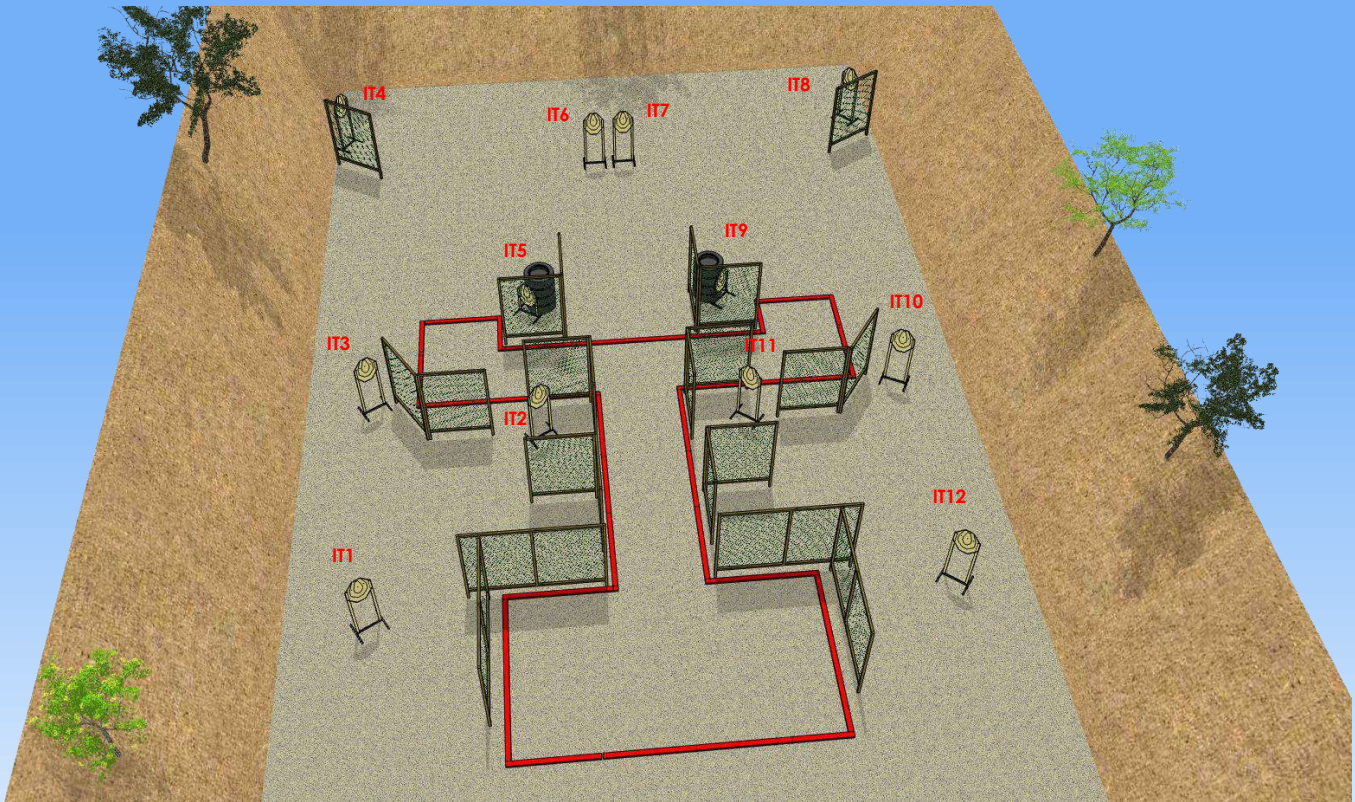
Procedure: **Upon start signal engage the targets**

Design Notes: **IMP1 and IMP2 activates IT4 and IT7 Swingers, respectively, which will remain visible at the end of the movement**

Briefing Notes: **The safety angles are 90° lateral and the backstops vertically. Structures are hard cover. The score will be counted during the execution of the exercise; Shooter may delegate other shooter to verify the score counting.**



STAGE 7



Type:	Medium Course	Targets:	
Round to be scored:	24	IPSC Targets	12
Maximum Points:	120	IPSC Poppers	IPSC Mini Poppers
Start:	Audible Signal	IPSC Metal Plates	
		No-Shoots	

Start Position: **Anywhere in the shooting area**

Handgun Ready Condition:

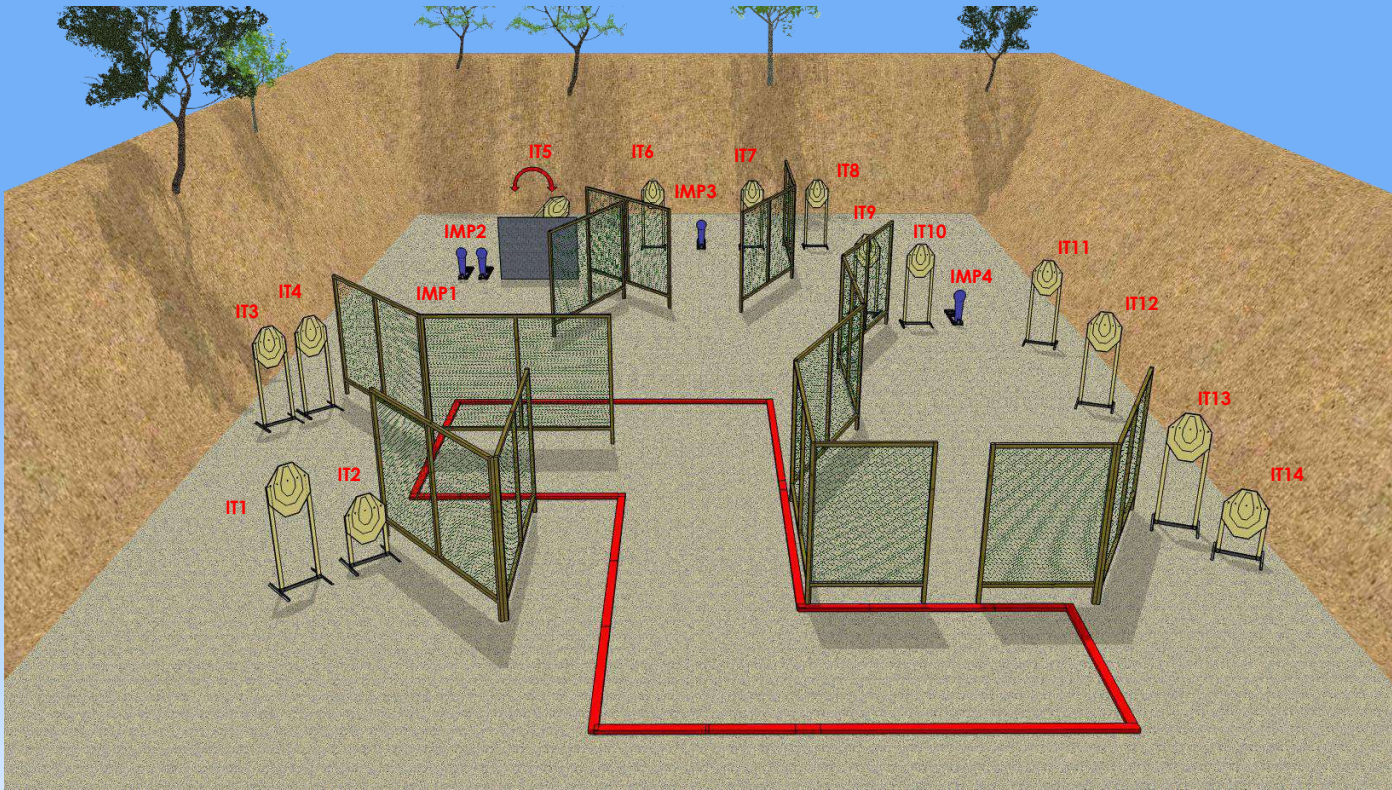
Procedure: **Upon start signal engage the targets**

Design Notes:

Briefing Notes: **The safety angles are 90° lateral and the backstops vertically. Structures are hard cover. The score will be counted during the execution of the exercise; Shooter may delegate other shooter to verify the score counting.**



STAGE 8



Type:	Long Course	Targets:		
Round to be scored:	32	IPSC Targets	14	IPSC Mini Targets
Maximum Points:	160	IPSC Poppers		IPSC Mini Poppers
Start:	Audible Signal	IPSC Metal Plates		4
		No-Shoots		

Start Position: **Anywhere in the shooting area**

Handgun Ready Condition:


Procedure: **Upon start signal engage the targets**

Design Notes: **IMP2 activates IT5 Swinger which will remain visible at the end of the movement**

Briefing Notes: **The safety angles are 90° lateral and the backstops vertically. Structures are hard cover. The score will be counted during the execution of the exercise; Shooter may delegate other shooter to verify the score counting.**



STAGE 9



Type:	Short Course	Targets:		
Round to be scored:	12	IPSC Targets	5	IPSC Mini Targets
Maximum Points:	60	IPSC Poppers		IPSC Mini Poppers 1
Start:	Audible Signal	IPSC Metal Plates	1	
		No-Shoots		

Start Position: **Anywhere in the shooting area**

Handgun Ready Condition:

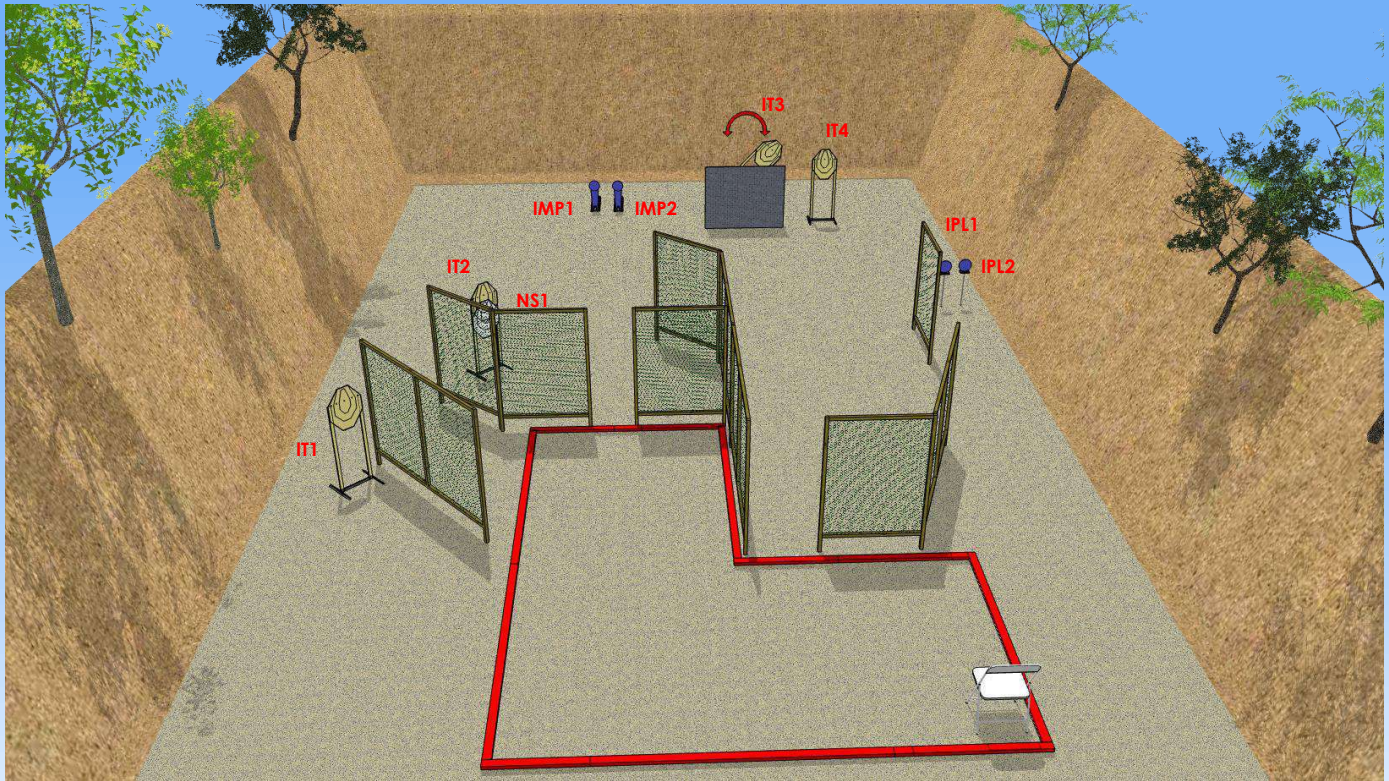
Procedure: **Upon start signal engage the targets**

Design Notes: **IMP1 activates IT3 Swinger which will remain visible at the end of the movement**

Briefing Notes: **The safety angles are 90° lateral and the backstops vertically. Structures are hard cover. The score will be counted during the execution of the exercise; Shooter may delegate other shooter to verify the score counting.**



STAGE 10



Type:	Short Course	Targets:		
Round to be scored:	12	IPSC Targets	4	IPSC Mini Targets
Maximum Points:	60	IPSC Poppers		IPSC Mini Poppers 2
Start:	Audible Signal	IPSC Metal Plates	2	
		No-Shoots	1	

Start Position: **Sitting on the chair as shown**

Handgun Ready Condition: **Chamber empty, magazine inserted**

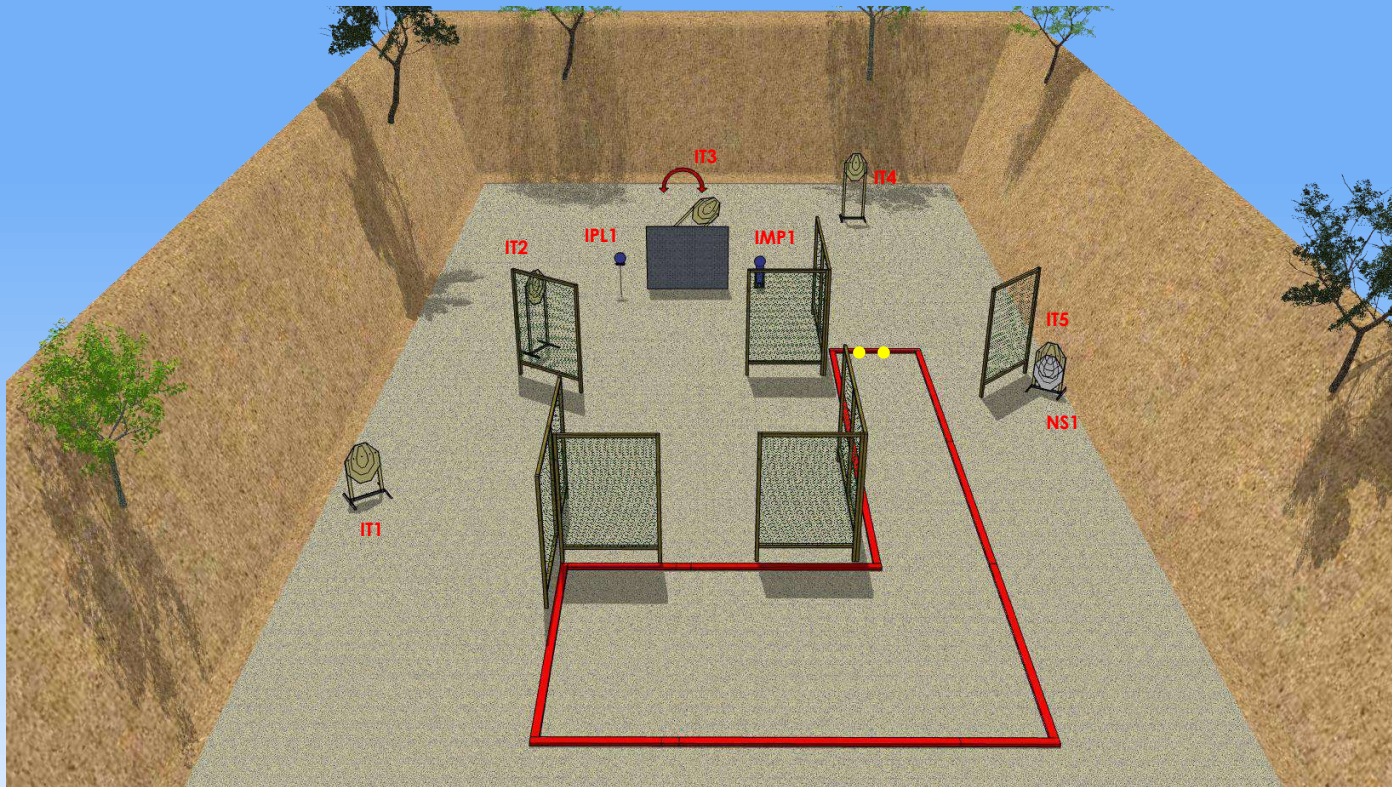
Procedure: **Upon start signal engage the targets**

Design Notes: **IMP2 activates IT3 Swinger which will remain visible at the end of the movement**

Briefing Notes: **The safety angles are 90° lateral and the backstops vertically. Structures are hard cover. The score will be counted during the execution of the exercise; Shooter may delegate other shooter to verify the score counting.**



STAGE 11



Type:	Short Course	Targets:		
Round to be scored:	12	IPSC Targets	5	IPSC Mini Targets
Maximum Points:	60	IPSC Poppers		IPSC Mini Poppers 1
		IPSC Metal Plates	1	
Start:	Audible Signal	No-Shoots	1	

Start Position: **Tips of the feet touching the marks as shown**

Handgun Ready Condition: **Chamber and magwell empty**

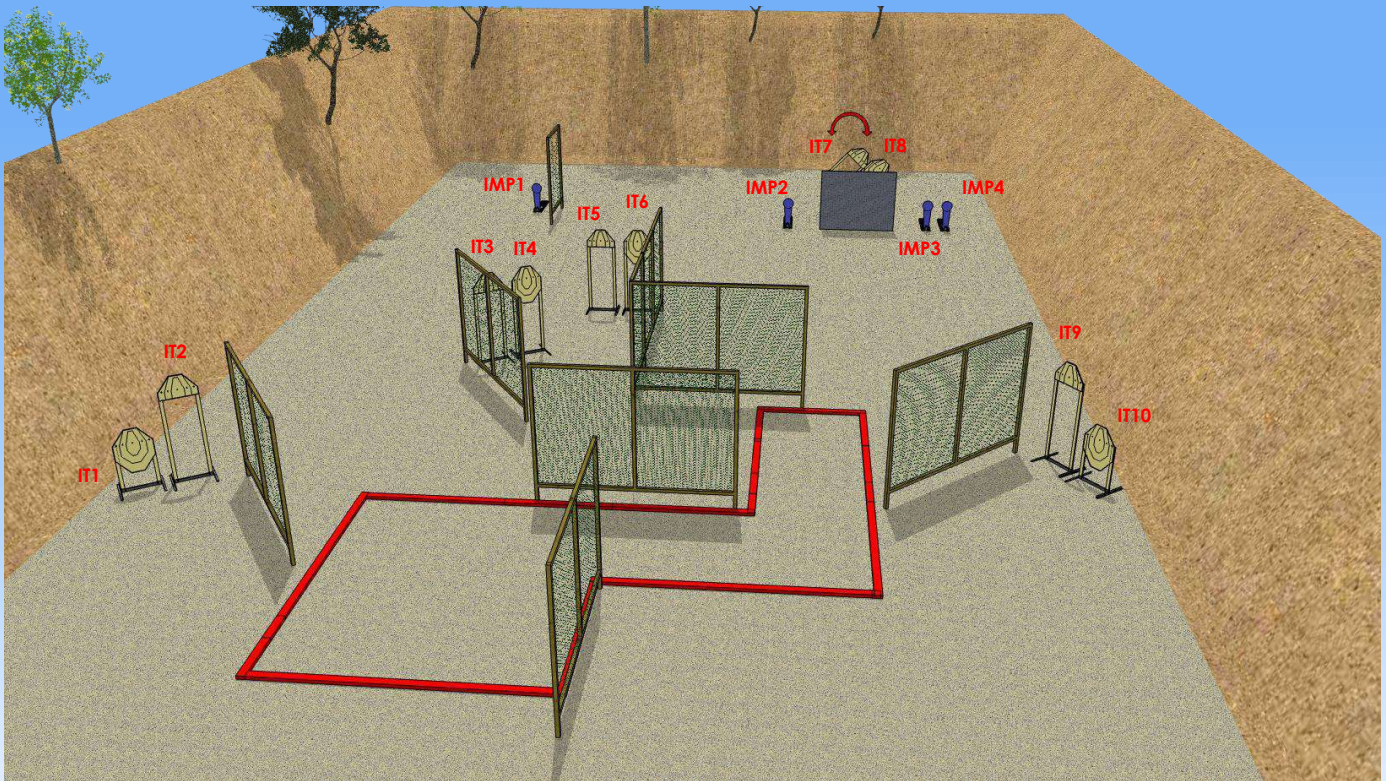
Procedure: **Upon start signal engage the targets**

Design Notes: **IMP1 activates IT3 Swinger which will remain visible at the end of the movement**

Briefing Notes: **The safety angles are 90° lateral and the backstops vertically. Structures are hard cover. The score will be counted during the execution of the exercise; Shooter may delegate other shooter to verify the score counting.**



STAGE 12



Type:	Medium Course	Targets:		
Round to be scored:	24	IPSC Targets	10	IPSC Mini Targets
Maximum Points:	120	IPSC Poppers		IPSC Mini Poppers
Start:	Audible Signal	IPSC Metal Plates		4
		No-Shoots		

Start Position: **Anywhere in the shooting area**

Handgun Ready Condition:


Procedure: **Upon start signal engage the targets**

Design Notes: **IMP2 activates IT7 and IT8 Swingers which will remain visible at the end of the movement**

Briefing Notes: **The safety angles are 90° lateral and the backstops vertically. Structures are hard cover. The score will be counted during the execution of the exercise; Shooter may delegate other shooter to verify the score counting.**



STAGE 13



Type:	Short Course	Targets:		
Round to be scored:	12	IPSC Targets	4	IPSC Mini Targets
Maximum Points:	60	IPSC Poppers		IPSC Mini Poppers 2
Start:	Audible Signal	IPSC Metal Plates	2	
		No-Shoots	1	

Start Position: **Anywhere in the shooting area**

Handgun Ready Condition:

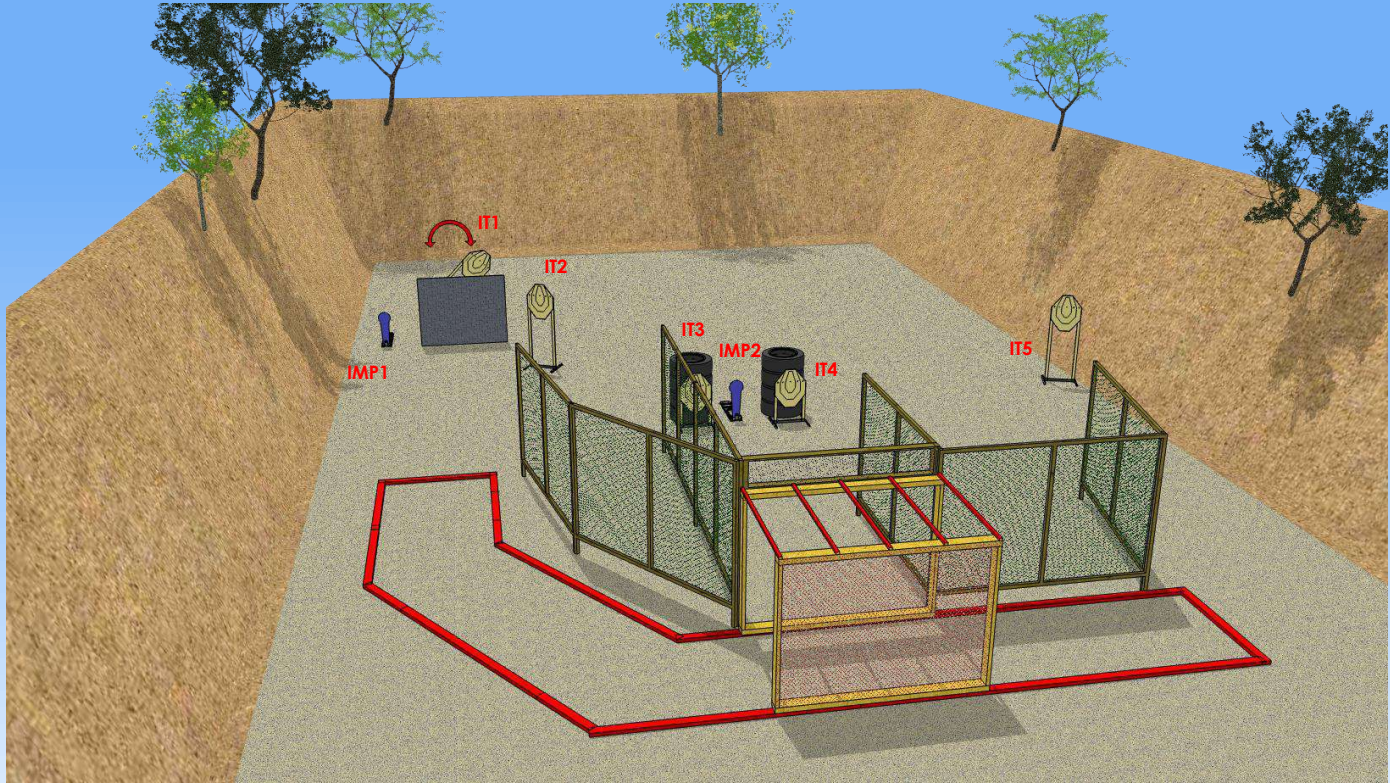
Procedure: **Upon start signal engage the targets only with the strong hand**

Design Notes:

Briefing Notes: **The safety angles are 90° lateral and the backstops vertically. Structures are hard cover. The score will be counted during the execution of the exercise; Shooter may delegate other shooter to verify the score counting.**



STAGE 14



Type:	Short Course	Targets:		
Round to be scored:	12	IPSC Targets	5	IPSC Mini Targets
Maximum Points:	60	IPSC Poppers		IPSC Mini Poppers 2
		IPSC Metal Plates		
Start:	Audible Signal	No-Shoots		

Start Position: **Anywhere in the shooting area**

Handgun Ready Condition:

Procedure: **Upon start signal engage the targets**

Design Notes: **IMP1 activates IT1 Swinger which will remain visible at the end of the movement. Any rod that is dropped from the copper tunnel will result in a procedura as per rule 10.2.5**

Briefing Notes: **The safety angles are 90° lateral and the backstops vertically. Structures are hard cover. The score will be counted during the execution of the exercise; Shooter may delegate other shooter to verify the score counting.**